

Physician Certification Pattern Review

2021 Annual Report

October 1, 2019 - September 30, 2020

Physician Certification Pattern Review Panel

Board of Medicine

Board of Osteopathic Medicine





Board of Medicine and Board of Osteopathic Medicine Physician Certification Pattern Review 2021 Annual Report



Under section 381.986(4)(j), Florida Statutes, “The Board of Medicine and the Board of Osteopathic Medicine shall jointly create a physician certification pattern review panel that shall review all physician certifications submitted to the medical marijuana use registry. The panel shall track and report the number of physician certifications and the qualifying medical conditions, dosage, supply amount, and form of marijuana certified. The panel shall report the data both by individual qualified physician and in the aggregate, by county, and statewide.”

The Physician Certification Pattern Review Panel (Panel) is responsible for reporting its findings and recommendations by January 1 of each year to the Governor, the President of the Senate, and the Speaker of the House of Representatives. This report analyzes data from October 1, 2019 through September 30, 2020.

Physician Certification Pattern Review Panel

Chair and Vice Chair

Sandra Schwemmer, D.O., Chair
Andre Perez, Consumer Member, Vice Chair

Members

Shailesh Gupta, M.D.
Jorge J. Lopez, M.D.
Michelle Mendez, D.O.
Luz Pages, M.D.
Joel B. Rose, D.O.

This report provides a summary of the data for the 2021 Annual Report, and comparisons between the data from the 2019 and 2020 Annual Reports. All physician certification data comes from the Medical Marijuana Use Registry (MMUR). Physician licensure information comes from the Division of Medical Quality Assurance (MQA) Licensure Database.

1. **2019 Annual Report:** 9 months of data, January 1, 2018 through September 30, 2018.
2. **2020 Annual Report:** 12 months of data, October 1, 2018 through September 30, 2019.
3. **2021 Annual Report:** 12 months of data, October 1, 2019 through September 30, 2020.

i. Overview of the 2021 Annual Report Contents

Date Range for 2021 Annual Report Data


October 1, 2019 through September 30, 2020


Purpose of the Panel


The Panel reviews physician certification patterns, produces an annual report with its recommendations, and reports the Panel’s findings to the Governor, the President of the Senate, and the Speaker of the House of Representatives by January 1 of each year, pursuant to section 381.986(4)(j), Florida Statutes (F.S).

Highlights of Trends in Physician Certifications


1. From the 2019 report to the 2021 report, there have been steady increases in the number of physician certifications, the number of qualified patients, and qualified physicians.

 292% ↑ in physician certifications, from 169,573 to 664,779.

 232% ↑ in qualified patients with certifications, from 133,847 to 443,888.

 56% ↑ in qualified physicians with certifications, from 1,039 to 1,625.

2. The greatest **number of certifications** were issued by a small percentage of qualified physicians. This ratio has been increasing.




2019: 41% of certifications were issued by 4% of qualified physicians.

2020: 61% of certifications were issued 9% of qualified physicians.

2021: 71% of certifications were issued by 12% of qualified physicians.

3. From the 2020 report to the 2021 report, when outliers for Maximum Daily Dose ordered were removed, the average daily dose of medical marijuana has been increasing.

4. Certifications with at least one order for smoking as a route of administration have increased steadily since this route became available in late March of 2019. There was a total of 242,141 certifications with at least one order for smoking from April to December in 2019, with a peak in July, when the MMUR was upgraded. From January through September in 2020, there was a total of 472,418 certifications with at least one order for smoking.



CONTENTS

i.	Overview of the 2021 Annual Report Contents	ii
I.	General Process for Medical Marijuana Certifications	1
	1. Requirements for Qualified Physicians	1
	2. Requirements to Issue a Physician Certification	1
	3. Requirements for Patients to Obtain Medical Marijuana	2
	4. Reporting Physician Certification Data	2
II.	Trends in Physician Certifications.....	3
III.	Trends in Patient Qualifying Condition	7
IV.	Trends in Orders by Type, Route, and Average Daily Dose.....	9
V.	Top Five Physicians by Reporting Measures	12
	1. Physicians with the Highest Number of Certifications	12
	2. Physicians with the Highest Average Daily Dose – Low-THC Cannabis by Route	15
	3. Physicians with the Highest Average Daily Dose – Medical Marijuana by Route	18
VI.	Marijuana in a Form for Smoking	21
VII.	Summary of the 2021 Annual Report	25
VIII.	Terms and Definitions.....	26

I. General Process for Medical Marijuana Certifications

1. Requirements for Qualified Physicians

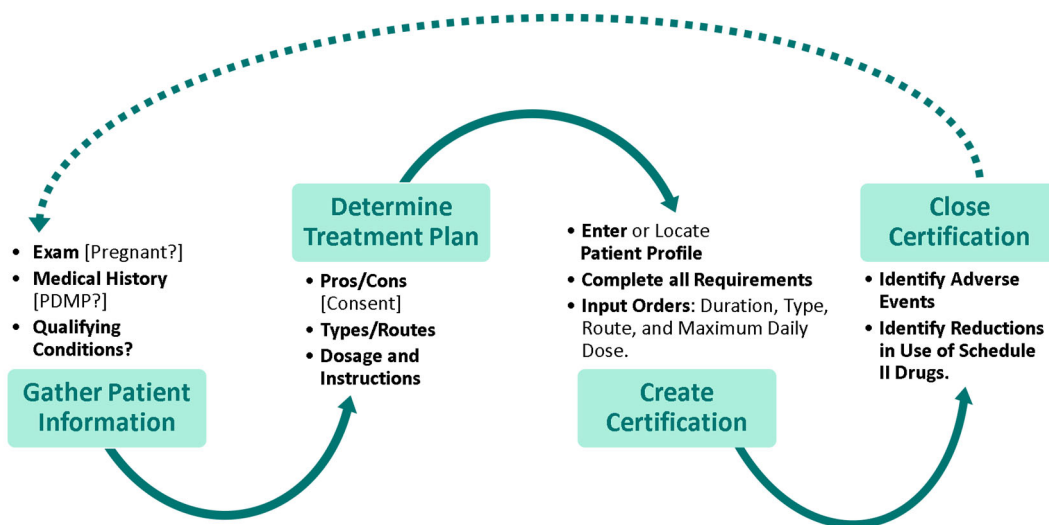
Physicians may only order low-THC cannabis or medical marijuana if they hold an active and unrestricted license as an allopathic physician under Chapter 458, Florida Statutes, or an osteopathic physician under Chapter 459, Florida Statutes. Physicians must also successfully complete an approved 2-hour Continuing Medical Education (CME) course and examination; the course and exam are repeated for each biennial renewal.

Only qualified physicians may issue certifications and order low-THC cannabis or medical marijuana for qualified patients. In addition, under section 381.986(3)(b), F.S., a “qualified physician may not be employed by, or have any direct or indirect economic interest in, a medical marijuana treatment center (MMTC) or marijuana testing laboratory.”

2. Requirements to Issue a Physician Certification

Figure 1 illustrates the general process to issue a physician certification. A physician certification can be issued only if the qualified physician conducted a physical examination while physically present in the same room as the patient, completed a full assessment of the patient’s medical history, and diagnosed the patient with at least one qualifying medical condition. The qualified physician is responsible for the determination that the medical use of marijuana would likely outweigh the potential health risks for the patient. Physicians must also discuss a standardized medical consent form adopted in rule by the Board of Medicine and the Board of Osteopathic Medicine. Patient consent forms and medical records remain with the physician. Additional details are in section 381.986(4)(a-g), F.S.

Figure 1. General process for a qualified physician in determining if medical marijuana is an appropriate treatment for their patient and if so, issuing a certification.



Physicians are required to submit required documentation if necessary and maintain up to date certification information in the MMUR. In closing a certification, physicians are required to note adverse events or reductions in use or dependency of controlled drugs. To continue to use medical marijuana

as treatment for the patient’s medical condition(s), physicians and patients must complete the entire process for a new certification.

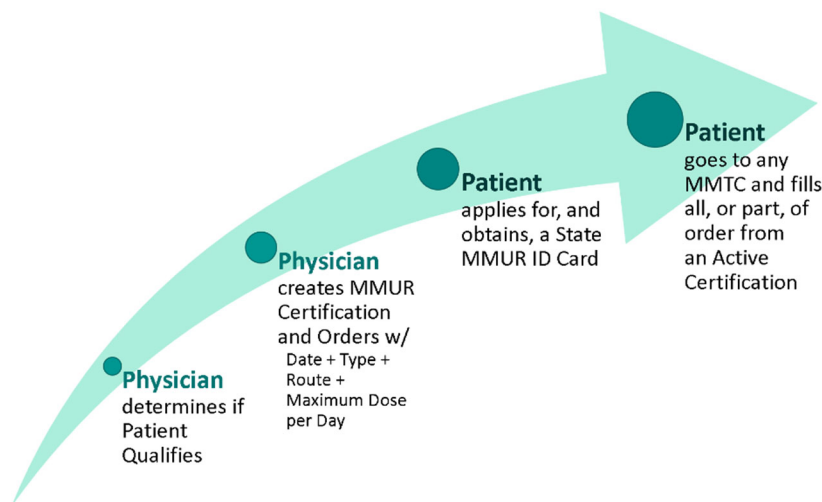
3. Requirements for Patients to Obtain Medical Marijuana

Figure 2 illustrates the general process for patients to obtain medical marijuana. Once a qualified physician determines that the medical use of marijuana would likely outweigh the potential health risks for the patient, a certification is created for the patient. Certifications contain orders with a maximum duration of 35 to 70 days depending upon route of administration (Edibles, Inhalation, Oral, Smoking, Sublingual, Suppository, or Topical).

Current certifications have a maximum duration of 210 days, or three consecutive 70-day orders (six consecutive 35-day orders for smoking). Patients are allowed one current (active) certification and one pending (future) certification. All orders have their own start and end dates. Physicians can modify current orders at any time.

Once a physician certification has been issued, first-time qualified patients must obtain a Florida Medical Marijuana ID card. If medical marijuana as a treatment for the patient’s medical condition is continued, the card must be renewed every 12 months. Orders can be filled at any MMTC in Florida.

Figure 2. General process for Florida residents who are interested in obtaining certifications for medical marijuana.



4. Reporting Physician Certification Data

New physician certification data for this report are collected biweekly throughout the reporting period for the Panel’s Annual Report. The registry is a live system; access date affects reported counts.

Physician primary practice locations (addresses physicians provide in the Practitioner Profile) are collected on October 1 each year from the MQA licensure database.

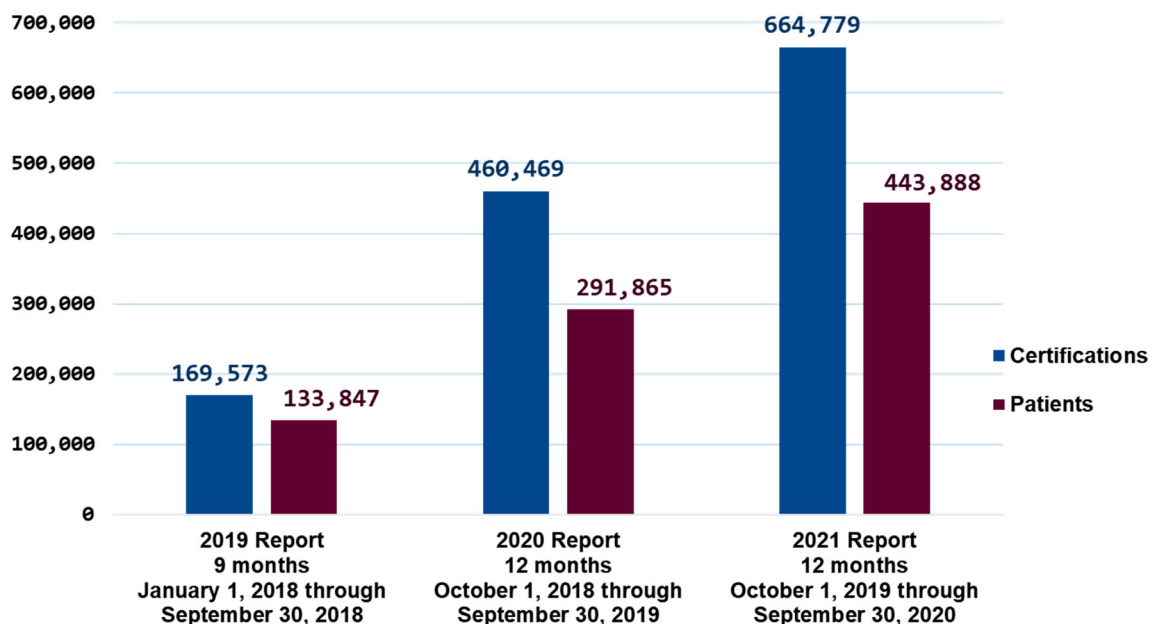
Section 381.986(4(j)), F.S. requires the Panel to report physician certification data “both by individual qualified physician and in the aggregate, by county, and statewide”. Please see the “Data Tables for Physician Certification Pattern Review, 2021 Annual Report” for details.

II. Trends in Physician Certifications

Table 1 and Figure 3 show the growth in number of physician certifications, individual patients, and qualified physicians. Patient counts reflect distinct individuals; patients may have more than one certification in each time period.

Table 1. Growth in physician certifications for medical marijuana use.				
	2019 Report 9 months January 1, 2018 through September 30, 2018	2020 Report 12 months October 1, 2018 through September 30, 2019	2021 Report 12 months October 1, 2019 through September 30, 2020	Percent Increase (2019 to 2021)
Certifications	169,573	460,469	664,779	292% ↑
Individual Patients	133,847	291,865	443,888	232% ↑
Qualified Physicians with Certifications	1,039	1,487	1,625	56% ↑
All Qualified Physicians	1,838	2,556	2,700	47% ↑

Figure 3. Number of physician certifications and patient counts in the 2019 Annual Report, 2020 Annual Report, and the 2021 Annual Report.



Physician Certification Pattern Review, 2021 Annual Report

Table 2 provides information on how certification counts can vary by qualified physician. Only qualified physicians who have issued physician certifications during the time periods for the three data sets are included. The number of certifications has increased more than the number of qualified physicians issuing certifications, as can be seen in the average number of certifications per physician and the range in number of certifications per physician. This is illustrated in the three pie charts in Figure 4.

Table 2. Number of certifications in each data set.

	2019 Report 9 months January 1, 2018 through September 30, 2018	2020 Report 12 months October 1, 2018 through September 30, 2019	2021 Report 12 months October 1, 2019 through September 30, 2020
All Certifications	169,573	460,469	664,779
Average number of certifications per physician	163	130	410
Range in number of certifications per physician	1 to 4,849	1 to 8,838	1 to 16,604
Median	33	50	59
Mode	1	1	1
All Patients	133,847	291,865	443,888

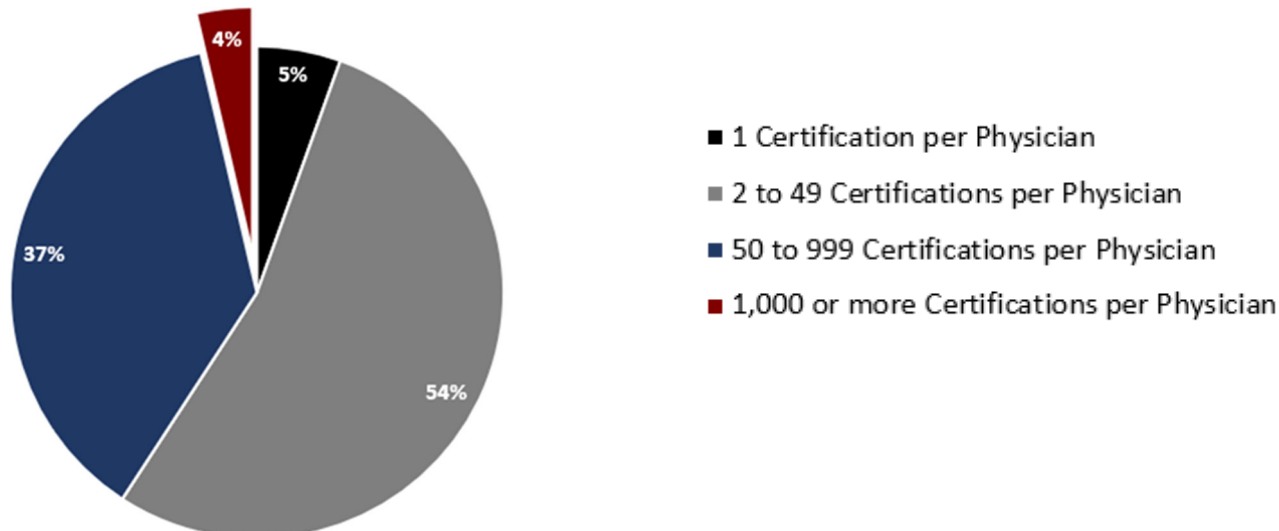
Figure 4. Trends in the percentage of physicians whose total number of certifications fall into one of four groups. Percentages are based on the number of physicians in each group divided by the total number of physicians in that data set.

2019 Annual Report: 9 months of data, January 1, 2018 through September 30, 2018.

2020 Annual Report: 12 months of data, October 1, 2018 through September 30, 2019.

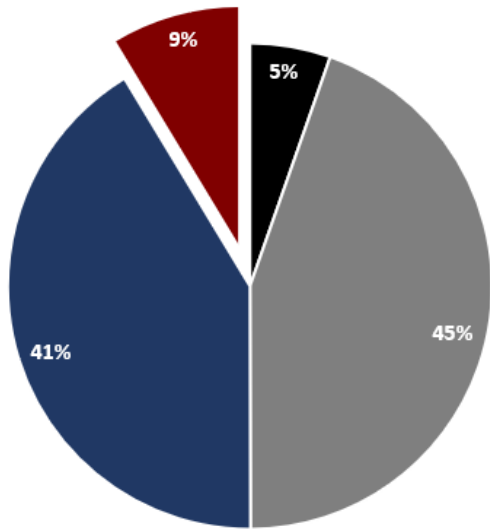
2021 Annual Report: 12 months of data, October 1, 2019 through September 30, 2020.

2019 Annual Report (N=1,039)

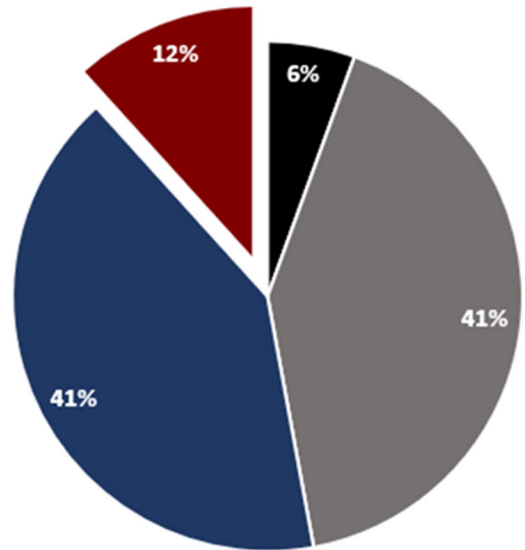


Physician Certification Pattern Review, 2021 Annual Report

2020 Annual Report (N=1,487)



2021 Annual Report (N=1,625)



- 1 Certification per Physician
- 2 to 49 Certifications per Physician
- 50 to 999 Certifications per Physician
- 1,000 or more Certifications per Physician

Two changes occurred during the three reporting periods: 1. Marijuana in a form for smoking became available for medical use on March 18, 2019 (Senate Bill 182) and 2. Medical marijuana in an edible form became available as a route of administration on August 27, 2020. See Figures 5 and 6.

Figure 5. Trends in the number of new physician certifications and patient counts for each month from January 1, 2018 through September 30, 2020. “Patients” include new and continuing certifications.

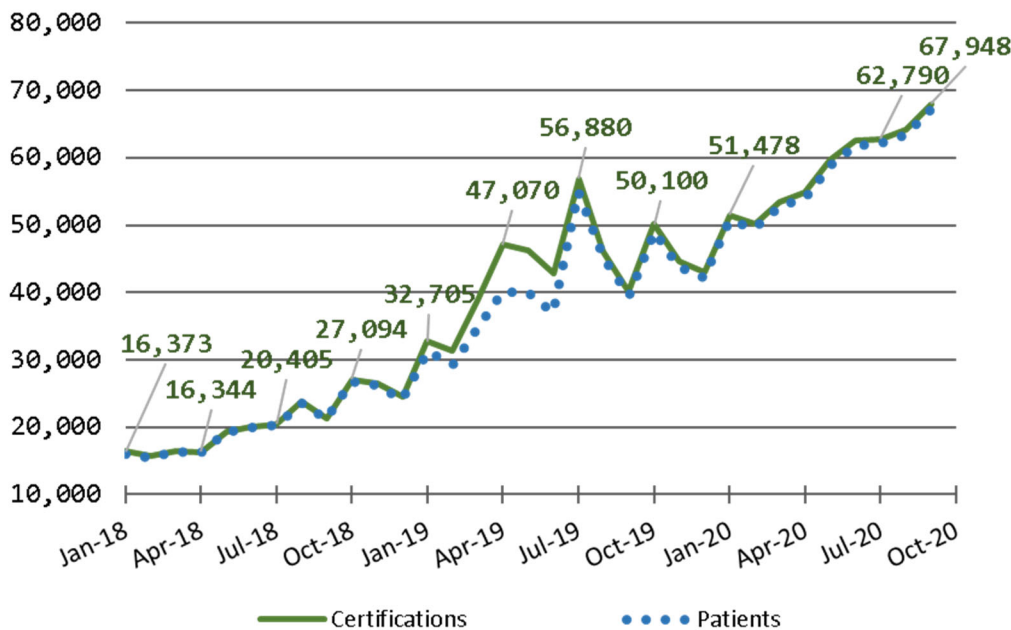
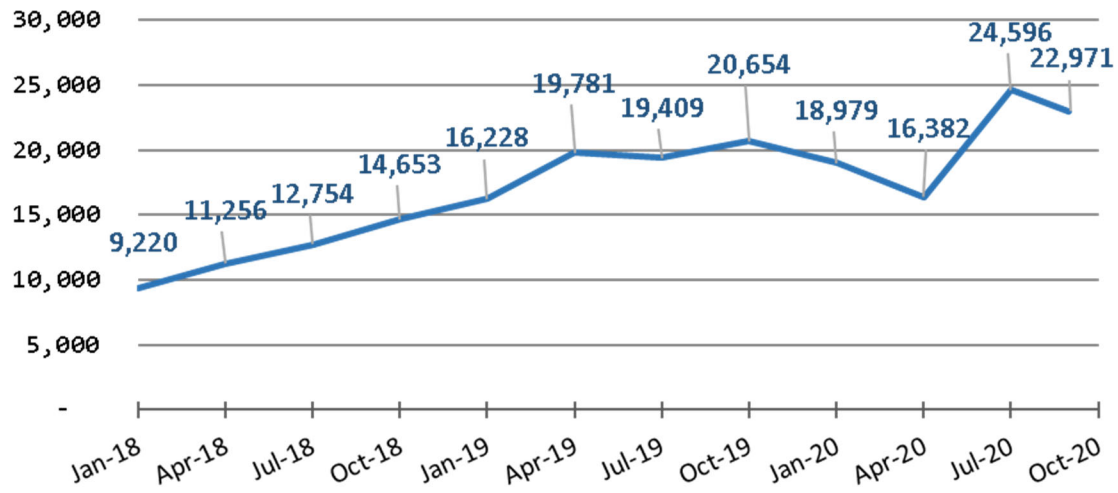


Figure 6. Trends in the “Enrollment of New Patients” for each month from January 1, 2018 through September 30, 2020.



III. Trends in Patient Qualifying Condition

Physicians are required to determine that a patient’s medical condition meets one of the qualifying conditions listed in section 381.986(2), F.S. The list is included in Table 3. Patients may have more than one qualifying condition recorded in the MMUR by a qualified physician and more than one certification.

Table 3. Trends in the total number and percentage of qualifying conditions reported in each data set. Conditions listed in bold are the Top Three qualifying conditions reported by physicians.

Qualifying Condition	2019 Report 9 months January 1, 2018 through September 30, 2018		2020 Report 12 months October 1, 2018 through September 30, 2019		2021 Report 12 months October 1, 2019 through September 30, 2020	
	Number	Percent	Number	Percent	Number	Percent
(a) Cancer	16,602	9.8%	36,749	6.9%	51,420	4.6%
(b) Epilepsy	4,197	2.5%	8,698	1.6%	15,625	1.4%
(c) Glaucoma	3,319	1.9%	7,867	1.5%	10,834	1.0%
(d) Positive status for human immunodeficiency virus (HIV)	1,624	0.9%	3,861	0.7%	7,490	0.7%
(e) Acquired immune deficiency syndrome (AIDS)	279	0.2%	626	0.1%	1,661	0.1%
(f) Post-traumatic stress disorder (PTSD)	40,005	23.6%	128,030	23.9%	406,542	36.3%
(g) Amyotrophic lateral sclerosis (ALS)	223	0.1%	408	0.1%	9,564	0.9%
(h) Crohn’s disease	3,312	1.9%	7,931	1.5%	23,006	2.1%
(i) Parkinson’s disease	2,824	1.7%	4,888	0.9%	8,192	0.7%
(j) Multiple sclerosis (MS)	3,499	2.1%	6,760	1.3%	134,245	12.0%
(k) Medical conditions of the same kind or class as or comparable to those enumerated in paragraphs (a)-(j)¹	46,434	27.4%	135,088	25.2%	273,979	24.4%
(l) A terminal condition diagnosed by a physician other than the qualified physician issuing the physician certification	427	0.3%	870	0.1%	2,717	0.2%
(m) Chronic nonmalignant pain	46,873	27.6%	193,941	36.2%	175,904	15.7%
Total qualifying conditions reported:	169,618		535,717		1,121,179	
Total number of certifications:	169,573		460,469		664,779	
Total number of patients:	133,847		291,865		443,888	

¹ Physicians are required to provide information on certifications under qualifying condition (k) same kind or class.

Physician Certification Pattern Review, 2021 Annual Report

The Panel met on September 18, 2020 for a preliminary review of the first six months of qualified physician certification data in the MMUR.

The Panel requested information on the top five medical conditions qualified physicians recorded most often in the MMUR under Qualifying Condition (k). Between October 1, 2019 and September 30, 2020 there were 270,817 certifications including Qualifying Condition (k) for 192,298 individual patients. An analysis of the patient medical conditions entered in the MMUR show a diversity of interpretations to the instruction “Type in the box the condition of the same kind or class”, which included adding multiple medical conditions as a response.

Table 4 provides counts for the Top Five Patient Medical Conditions, grouped by general medical condition.

Table 4. Top Five Patient Medical Conditions reported by physicians as part of “Qualifying Condition (k)...same kind or class...” from October 1, 2019 through September 30, 2020.

Top Five Patient Medical Conditions	Number ¹	Percent
1. One form of “anxiety” (e.g., Generalized Anxiety Disorder, Depression, Insomnia, Panic Attacks, Sleep Disorders).	27,517	46%
2. One or more symptoms, diseases, or disorders for “chronic pain from neuro or muscular degeneration or injury” (e.g., Cervical or Lumbar Pain, Degenerative Disc / Joint Disease, Muscle Spasms, Myopathic Encephalopathy, Restless Leg Syndrome, Rheumatoid / Osteoarthritis).	25,237	43%
3. Only “chronic pain” or “chronic pain syndrome” reported.	4,073	7%
4. One or more forms of “anxiety” AND one or more forms of “chronic pain from neuro or muscular degeneration or injury”.	1,291	2%
5. Two or more forms of “anxiety” as listed.	770	1%
Number of Certifications in the MMUR with Qualifying Condition (k):	270,817	
Individual Number of Patients with Qualifying Condition (k) Certifications:	192,298	
Individual Number of Physicians:	1,056	

¹ Patients may have multiple medical conditions in a certification and multiple certifications. This table presents only the most frequent medical conditions reported.

IV. Trends in Orders by Type, Route, and Average Daily Dose

All data in this section refers to the total number of orders, across all certifications. Within each certification the number of orders and the maximum daily dose in milligrams per day (mg) for any order can vary.

Tables 5 and 6 provide the total number of orders by type and route for all certifications between January 1, 2018 and September 30, 2020. The number of orders, for each type and route within each certification, that were identified as outliers is not included.

Table 5. Total number of orders for Low-THC Cannabis, by route, in all certifications in each data set. Edibles as a route of administration became available August 27, 2020.

Route	2019 Report 9 months January 1, 2018 through September 30, 2018	2020 Report 12 months October 1, 2018 through September 30, 2019	2021 Report 12 months October 1, 2019 through September 30, 2020
Edibles	-	-	163,219
Inhalation	231,106	308,841	1,704,359
Oral	241,527	328,842	1,739,225
Sublingual	34,860	80,910	867,547
Suppository	507	6,704	120,352
Topical	64,285	251,220	1,650,309

Table 6. Total number of orders for Medical Marijuana, by route, in all certifications in each data set. Edibles as a route of administration became available August 27, 2020.

Route	2019 Report 9 months January 1, 2018 through September 30, 2018	2020 Report 12 months October 1, 2018 through September 30, 2019	2021 Report 12 months October 1, 2019 through September 30, 2020
Edibles	-	-	199,677
Inhalation	340,199	407,855	1,837,293
Oral	295,170	376,350	1,827,093
Sublingual	46,303	98,005	1,027,120
Suppository	878	7,592	140,161
Topical	91,111	292,757	1,726,214

Physician Certification Pattern Review, 2021 Annual Report

Tables 7 and 8 show the averages of the physician’s maximum daily dose ordered in milligrams per day (mg) for six routes of low-THC cannabis and medical marijuana. These tables include comparison averages where orders with very high mg/dose (outliers) were NOT removed for the calculations. See the definitions section for more detail on outlier calculation.

Table 7. Statewide average daily dose (mg) for all orders of Low-THC Cannabis, by route, in each data set. Average dose without outliers removed is included. The 2019 Annual Report did not calculate outliers. Edibles as a route of administration became available August 27, 2020.

Average Daily Dose (mg/day)	2019 Report 9 months January 1, 2018 through September 30, 2018	2020 Report 12 months October 1, 2018 through September 30, 2019	2021 Report 12 months October 1, 2019 through September 30, 2020
Edibles	-	-	183
With outlier orders	-	-	217
Inhalation	-	184	228
With outlier orders	737	638	2,900
Oral	-	180	216
With outlier orders	820	586	239
Sublingual	-	144	195
With outlier orders	309	224	220
Suppository	-	176	184
With outlier orders	144	451	241
Topical	-	120	200
With outlier orders	2,084	669	214

Table 8. Statewide average daily dose (mg) for all orders of Medical Marijuana, by route, in each data set. Average dose without outliers removed is included. The 2019 Annual Report did not calculate outliers. Edibles as a route of administration became available August 27, 2020.

Average Daily Dose (mg/day)	2019 Report 9 months January 1, 2018 through September 30, 2018	2020 Report 12 months October 1, 2018 through September 30, 2019	2021 Report 12 months October 1, 2019 through September 30, 2020
Edibles	-	-	175
With outlier orders	-	-	230
Inhalation	-	193	225
With outlier orders	650	683	264
Oral	-	148	197
With outlier orders	726	622	1,323
Sublingual	-	140	189
With outlier orders	175	237	228
Suppository	-	168	194
With outlier orders	164	188	214
Topical	-	129	148
With outlier orders	1,449	668	196

V. Top Five Physicians by Reporting Measures

These tables provide information on the Top Five Physicians in each dataset and include:

1. Number of certifications.
2. The number and physician’s percentage of the top three qualifying conditions: (f) PTSD, (k) Medical Conditions of the Same Kind or Class as or Comparable to those enumerated in paragraphs (a)-(j), and (m) Chronic Nonmalignant Pain. Physician Specialty as provided in the Practitioner Profile in the MQA licensure database is included if available.
3. The highest average maximum daily dose in milligrams per day (mg) by type and route.

Note:

1. By statute, allopathic and osteopathic physicians are not required to include or update specialties in their Practitioner Profile. Specialty information in Tables 10, 11, 12; 29, 30, and 31 is as of October 1, 2020 and may not reflect current information.
2. Physician license numbers in this section have been de-identified with a unique identification (UID).
3. Patients may have more than one qualifying condition in a single certification, and more than one certification in a reporting period.

1. Physicians with the Highest Number of Certifications

Table 9. Top Five Physicians with the highest number of certifications in each dataset.

2019 Report 9 months January 1, 2018 through September 30, 2018			2020 Report 12 months October 1, 2018 through September 30, 2019			2021 Report 12 months October 1, 2019 through September 30, 2020		
UID	Number of Certifications	Number of Patients	UID	Number of Certifications	Number of Patients	UID	Number of Certifications	Number of Patients
AU	4,888	4,114	AU	8,838	6,147	AY	16,604	7,022
J	4,405	2,854	BA	8,763	6,059	AZ	12,971	8,192
CF	3,173	2,906	J	5,665	3,390	BA	12,724	8,932
CG	3,046	2,012	AX	5,608	3,025	CY	6,412	4,777
AX	2,642	2,432	AV	5,184	4,035	BB	6,272	4,492

Table 10. Top Five Physicians with the highest number of certifications including “Qualifying Condition (f) PTSD”.

	2019 Report 9 months January 1, 2018 through September 30, 2018	2020 Report 12 months October 1, 2018 through September 30, 2019	2021 Report 12 months October 1, 2019 through September 30, 2020
Range in Total Number of Certifications	1,429 to 4,849	3,532 to 8,838	1,929 to 6,962
Range in Percentage of Physician’s Certifications including (f) PTSD	32% to 82%	38% to 91%	78% to 95%
Physician Specialty Area¹	<ul style="list-style-type: none"> • Anesthesiology • Family Practice, Hospice and Palliative Medicine • Internal Medicine • Not Listed 	<ul style="list-style-type: none"> • Anesthesiology • Family Medicine • Family Practice, Hospice and Palliative Medicine • Pediatrics • Not Listed 	<ul style="list-style-type: none"> • Family Medicine • Pediatrics • Family Practice • Geriatrics • Not Listed

¹ Reference on page 12.

Table 11. Top Five Physicians with the highest number of certifications including “Qualifying Condition (k) Medical Conditions of the Same Kind or Class”.

	2019 Report 9 months January 1, 2018 through September 30, 2018	2020 Report 12 months October 1, 2018 through September 30, 2019	2021 Report 12 months October 1, 2019 through September 30, 2020
Range in Total Number of Certifications	2,619 to 4,849	3,730 to 8,838	3,991 to 4,690
Range in Percentage of Physician’s Certifications including (k) Same Kind or Class	42% to 62%	49% to 71%	28% to 75%
Physician Specialty Area¹	<ul style="list-style-type: none"> • Emergency Medicine • Family Practice • Family Practice, Hospice and Palliative Medicine • Pediatrics • Not Listed 	<ul style="list-style-type: none"> • Family Practice, Hospice and Palliative Medicine • Pain Management, Anesthesiology • Pediatrics • Not Listed 	<ul style="list-style-type: none"> • Emergency Medicine • Family Medicine • Family Practice, Hospice and Palliative Medicine • Pediatrics • Radiology-Diagnostic • Not Listed

¹ Reference on page 12.

Table 12. Top Five physicians with the highest number of certifications including “Qualifying Condition (m) Chronic Nonmalignant Pain”.

	2019 Report 9 months January 1, 2018 through September 30, 2018	2020 Report 12 months October 1, 2018 through September 30, 2019	2021 Report 12 months October 1, 2019 through September 30, 2020
Range in Total Number of Certifications	992 to 2,613	3,721 to 8,763	3,724 to 16,604
Range in Percentage of Physician’s Certifications including (m) Chronic Pain	56% to 84%	51% to 91%	63% to 99.5%
Physician Specialty Area¹	<ul style="list-style-type: none"> • Family Practice • Family Medicine • Pain Management, Anesthesiology • Not Listed 	<ul style="list-style-type: none"> • Family Medicine • Pediatrics • Plastic Surgery • Not Listed 	<ul style="list-style-type: none"> • Family Medicine • Pediatrics • Not Listed

¹ Reference on page 12.

2. Physicians with the Highest Average Daily Dose – Low-THC Cannabis by Route

Table 13. Low-THC Cannabis: EDIBLES, Top Five physicians with the highest Average Daily Dose (mg). No data for Edibles in 2019 or 2020 Reports. Edibles as a route of administration became available August 27, 2020.

		2021 Report 12 months October 1, 2019 through September 30, 2020		
		UID	Average Daily Dose (mg)	Number of Orders
		I	9,000	14
		DF	3,000	24
		W	1,547	761
		DG	1,500	11
		BH	1,400	79
		Average with no outliers: 183 mg/day		

Table 14. Low-THC Cannabis: INHALATION, Top Five physicians with the highest Average Daily Dose (mg).

2019 Report 9 months January 1, 2018 through September 30, 2018			2020 Report 12 months October 1, 2018 through September 30, 2019			2021 Report 12 months October 1, 2019 through September 30, 2020		
UID	Average Daily Dose (mg)	Number of Orders	UID	Average Daily Dose (mg)	Number of Orders	UID	Average Daily Dose (mg)	Number of Orders
A	334,269	235	A	527,669	302	W	459,288	9,828
Q	72,000	5	B	60,000	3	X	30,408	5
D	20,125	4	X	12,680	15	AA	11,600	23
BK	15,319	445	AA	10,500	3	Y	11,467	3
U	14,400	4	E	8,417	107	A	10,000	6
Reported average: 1,451 mg/day			Average with no outliers: 183 mg/day			Average with no outliers: 228 mg/day		

Table 15. Low-THC Cannabis: ORAL, Top Five physicians with the highest Average Daily Dose (mg).

2019 Report 9 months January 1, 2018 through September 30, 2018			2020 Report 12 months October 1, 2018 through September 30, 2019			2021 Report 12 months October 1, 2019 through September 30, 2020		
UID	Average Daily Dose (mg)	Number of Orders	UID	Average Daily Dose (mg)	Number of Orders	UID	Average Daily Dose (mg)	Number of Orders
A	363,898	235	A	530,254	302	AA	11,600	23
X	17,588	7	B	60,000	3	A	10,000	6
BH	4,340	50	AA	14,000	3	I	7,746	114
BL	3,683	15	I	8,331	29	DB	5,789	534
Q	3,000	5	C	5,922	420	AC	4,002	9
Reported average: 1,287 mg/day			Average with no outliers: 180 mg/day			Average with no outliers: 216 mg/day		

Table 16. Low-THC Cannabis: SUBLINGUAL, Top Five physicians with the highest Average Daily Dose (mg).

2019 Report 9 months January 1, 2018 through September 30, 2018			2020 Report 12 months October 1, 2018 through September 30, 2019			2021 Report 12 months October 1, 2019 through September 30, 2020		
UID	Average Daily Dose (mg)	Number of Orders	UID	Average Daily Dose (mg)	Number of Orders	UID	Average Daily Dose (mg)	Number of Orders
A	527,083	235	A	14,788	302	A	10,000	6
BM	25,200	5	AA	14,000	3	DC	10,000	1
BN	6,030	9	G	6,330	4	I	9,182	11
M	5,251	540	H	6,000	2	DD	7,000	3
BO	3,125	61	BC	5,780	9	DE	4,750	23
Reported average: 271 mg/day			Average with no outliers: 144 mg/day			Average with no outliers: 195 mg/day		

Table 17. Low-THC Cannabis: SUPPOSITORY, Top Five physicians with the highest Average Daily Dose (mg).

2019 Report 9 months January 1, 2018 through September 30, 2018			2020 Report 12 months October 1, 2018 through September 30, 2019			2021 Report 12 months October 1, 2019 through September 30, 2020		
UID	Average Daily Dose (mg)	Number of Orders	UID	Average Daily Dose (mg)	Number of Orders	UID	Average Daily Dose (mg)	Number of Orders
BP	800	1,419	A	810,100	302	AF	14,000	3
BQ	450	118	K	1,600	15	I	9,400	5
BR	300	1,508	V	1,500	68	DF	2,727	11
BS	269	1,460	M	1,470	809	BH	1,239	128
BT	260	211	C	1,420	420	AG	1,200	6
Reported average: 9,493 mg/day			Average with no outliers: 176 mg/day			Average with no outliers: 184 mg/day		

Table 18. Low-THC Cannabis: TOPICAL, Top Five physicians with the highest Average Daily Dose (mg).

2019 Report 9 months January 1, 2018 through September 30, 2018			2020 Report 12 months October 1, 2018 through September 30, 2019			2021 Report 12 months October 1, 2019 through September 30, 2020		
UID	Average Daily Dose (mg)	Number of Orders	UID	Average Daily Dose (mg)	Number of Orders	UID	Average Daily Dose (mg)	Number of Orders
A	607,173	235	A	536,481	302	AJ	17,500	3
BK	195,834	445	D	10,733	33	AC	10,605	4
BU	17,600	5	I	8,370	29	A	10,000	6
BH	4,800	50	C	5,934	420	I	7,713	111
M	2,267	540	BC	5,780	9	DE	4,109	27
Reported average: 1,768 mg/day			Average with no outliers: 120 mg/day			Average with no outliers: 200 mg/day		

3. Physicians with the Highest Average Daily Dose – Medical Marijuana by Route

Table 19. Medical Marijuana: EDIBLES, Top Five physicians with the highest Average Daily Dose (mg). No data for Edibles in 2019 or 2020 Reports. Edibles as a route of administration became available August 27, 2020.

		2021 Report 12 months October 1, 2019 through September 30, 2020		
		UID	Average Daily Dose (mg)	Number of Orders
		AP	8,449	184
		AO	3,500	2
		DF	2,900	30
		DK	2,500	3
		DH	2,000	2
		Average with no outliers: 175 mg/day		

Table 20. Medical Marijuana: INHALATION, Top Five physicians with the highest Average Daily Dose (mg).

2019 Report 9 months January 1, 2018 through September 30, 2018			2020 Report 12 months October 1, 2018 through September 30, 2019			2021 Report 12 months October 1, 2019 through September 30, 2020		
UID	Average Daily Dose (mg)	Number of Orders	UID	Average Daily Dose (mg)	Number of Orders	UID	Average Daily Dose (mg)	Number of Orders
A	362,231	235	A	593,778	302	X	25,290	6
Q	72,000	5	AT	127,216	6	DC	21,000	1
P	34,400	3	O	35,000	2	AJ	14,000	3
D	26,750	4	BD	21,000	3	AL	13,073	11
U	13,200	4	X	14,497	15	AA	11,635	23
Reported average: 1,098 mg/day			Average with no outliers: 193 mg/day			Average with no outliers: 225 mg/day		

Table 21. Medical Marijuana: ORAL, Top Five physicians with the highest Average Daily Dose (mg).

2019 Report 9 months January 1, 2018 through September 30, 2018			2020 Report 12 months October 1, 2018 through September 30, 2019			2021 Report 12 months October 1, 2019 through September 30, 2020		
UID	Average Daily Dose (mg)	Number of Orders	UID	Average Daily Dose (mg)	Number of Orders	UID	Average Daily Dose (mg)	Number of Orders
A	384,592	235	A	575,251	302	AU	142,889	14,023
Q	72,000	5	P	93,132	28	AJ	14,000	3
BV	16,820	20	AT	22,480	6	AA	11,635	23
U	8,500	4	AA	14,000	3	A	10,000	6
BW	6,000	22	Q	12,158	29	DH	9,657	26
Reported average: 1,157 mg/day			Average with no outliers: 148 mg/day			Average with no outliers: 197 mg/day		

Table 22. Medical Marijuana: SUBLINGUAL, Top Five physicians with the highest Average Daily Dose (mg).

2019 Report 9 months January 1, 2018 through September 30, 2018			2020 Report 12 months October 1, 2018 through September 30, 2019			2021 Report 12 months October 1, 2019 through September 30, 2020		
UID	Average Daily Dose (mg)	Number of Orders	UID	Average Daily Dose (mg)	Number of Orders	UID	Average Daily Dose (mg)	Number of Orders
A	504,500	235	BE	55,909	34	DH	25,000	2
BW	20,000	22	A	55,223	302	AJ	17,500	2
BL	5,600	15	AA	14,000	3	A	10,000	6
BX	4,800	12	BD	9,650	3	DC	10,000	1
BF	3,655	43	BF	4,326	78	DD	7,000	3
Reported average: 630 mg/day			Average with no outliers: 140 mg/day			Average with no outliers: 189 mg/day		

Table 23. Medical Marijuana: SUPPOSITORY, Top Five physicians with the highest Average Daily Dose (mg).

2019 Report 9 months January 1, 2018 through September 30, 2018			2020 Report 12 months October 1, 2018 through September 30, 2019			2021 Report 12 months October 1, 2019 through September 30, 2020		
UID	Average Daily Dose (mg)	Number of Orders	UID	Average Daily Dose (mg)	Number of Orders	UID	Average Daily Dose (mg)	Number of Orders
BY	19,998	530	U	2,400	3	AQ	4,800	4
BZ	2,000	21	BG	1,450	331	DI	3,500	2
CA	1,400	480	C	1,420	420	DF	2,750	12
CB	1,086	148	BH	1,350	350	DJ	1,750	6
CC	1,000	20	BI	1,200	31	U	1,620	5
Reported avg dose: 164 mg/day			Average with no outliers: 168 mg/day			Average with no outliers: 173 mg/day		

Table 24. Medical Marijuana: TOPICAL, Top Five physicians with the highest Average Daily Dose (mg).

2019 Report 9 months January 1, 2018 through September 30, 2018			2020 Report 12 months October 1, 2018 through September 30, 2019			2021 Report 12 months October 1, 2019 through September 30, 2020		
UID	Average Daily Dose (mg)	Number of Orders	UID	Average Daily Dose (mg)	Number of Orders	UID	Average Daily Dose (mg)	Number of Orders
A	709,991	235	A	558,287	302	DH	20,800	10
CD	280,000	3	X	50,400	15	AJ	17,500	1
BK	20,275	445	BD	20,600	3	A	10,000	6
U	9,000	4	BJ	10,599	128	AT	9,600	6
CE	4,661	93	U	8,400	3	AK	6,006	272
Reported average: 1,336 mg/day			Average with no outliers: 129 mg/day			Average with no outliers: 148 mg/day		

VI. Marijuana in a Form for Smoking

Certifications with orders for smoking began on March 18, 2019 when Senate Bill 182 (2019) was signed into law by Governor Ron DeSantis, [Florida Statute section 381.986 \(4\)\(c\)](#).

Table 25. Number of certifications that contain at least one order for smoking in each dataset.

	2020 Report 6+ months March 18, 2019 through September 30, 2019	2021 Report 12 months October 1, 2019 through September 30, 2020
All Certifications with at Least One Order for Smoking	136,861	584,227
Average number of certifications with smoking per physician	141	425
Range in total number of certifications with smoking per physician	1 to 4,140	1 to 15,460
Median	21	51
Mode	1	1
All Patients (with smoking certifications)	128,040	400,892

Table 26. All smoking orders, percentage of total qualified physicians with orders for smoking, and average ounces ordered in each data set.

	2020 Report 6+ months March 18, 2019 through September 30, 2019	2021 Report 12 months October 1, 2019 through September 30, 2020
All Orders for Smoking	745,804	3,048,773
Percentage of Physicians with Orders for Smoking	65%	85%
Average ounces ordered	2.44	2.46

Table 27. Trends in the total number and percentage of qualifying conditions reported in certifications containing at least one order for smoking. Patients may have more than one qualifying condition per certification. Conditions listed in bold are the top three qualifying conditions reported by physicians.

Qualifying Condition	2020 Report 6+ months March 18, 2019 through September 30, 2019		2021 Report 12 months October 1, 2019 through September 30, 2020	
	Number	Percent	Number	Percent
(a) Cancer	8,970	5.7%	40,726	4.1%
(b) Epilepsy	2,217	1.4%	13,012	1.3%
(c) Glaucoma	2,075	1.3%	9,101	0.9%
(d) Positive status for human immunodeficiency virus (HIV)	1,226	0.8%	6,498	0.7%
(e) Acquired immune deficiency syndrome (AIDS)	182	0.1%	1,407	0.1%
(f) Post-traumatic stress disorder (PTSD)	41,421	26.5%	369,522	37.5%
(g) Amyotrophic lateral sclerosis (ALS)	73	0.1%	8,614	0.9%
(h) Crohn’s disease	2,256	1.4%	19,650	2.0%
(i) Parkinson’s disease	713	0.5%	5,451	0.6%
(j) Multiple sclerosis (MS)	1,648	1.1%	116,889	11.9%
(k) Medical conditions of the same kind or class as or comparable to those enumerated in paragraphs (a)-(j)	45,904	29.4%	245,377	24.9%
(l) A terminal condition diagnosed by a physician other than the qualified physician issuing the physician certification	179	0.1%	2,039	0.2%
(m) Chronic non-malignant pain	49,929	31.9%	146,620	14.9%
Total qualifying conditions reported:	156,193		984,906	
Total number of smoking certifications:	136,861		584,227	
Total number of patients: (with smoking certifications)	128,040		400,892	

Table 28. Top Five Physicians with the highest number of certifications containing at least one order for smoking.

2020 Report 6+ months March 18, 2019 through September 30, 2019			2021 Report 12 months October 1, 2019 through September 30, 2020		
UID	Number of Certifications	Number of Patients	UID	Number of Certifications	Number of Patients
BA	4,140	3,916	AY	15,460	6,135
AX	2,233	2,048	AZ	12,958	4,063
AZ	2,212	2,205	BA	12,665	5,401
AU	2,119	2,037	CY	6,163	2,542
CL	2,004	1,862	BB	6,090	2,497

Table 29. Top Five Physicians with the highest number of certifications containing at least one order for smoking and including “Qualifying Condition (f) PTSD”.

	2020 Report 6+ months March 18, 2019 through September 30, 2019	2021 Report 12 months October 1, 2019 through September 30, 2020
Range in Total Number of Certifications	963 to 4,140	3,891 to 13,447
Range in Percentage of Physician’s Certifications including (f) PTSD	52% to 99%	79% to 92%

Physician Specialty Area¹	<ul style="list-style-type: none"> • Anesthesiology • Family Medicine • Pediatrics • Not Listed 	<ul style="list-style-type: none"> • Family Medicine • Pediatrics • Not Listed
---	---	---

¹ Reference on page 12.

Table 30. Top Five Physicians with the highest number of certifications containing at least one order for smoking and including “Qualifying Condition (k) Medical conditions of the same kind or class”.

	2020 Report 6+ months March 18, 2019 through September 30, 2019	2021 Report 12 months October 1, 2019 through September 30, 2020
Range in Total Number of Certifications	1,541 to 2,233	3,915 to 4,471
Range in Percentage of Physician’s Certifications including (k) Same Kind or Class	50% to 73%	29% to 75%
Physician Specialty Area¹	<ul style="list-style-type: none"> • Family Practice, Hospice and Palliative Medicine • Pain Management, Anesthesiology • Pediatrics • Not Listed 	<ul style="list-style-type: none"> • Family Medicine • Family Practice, Hospice and Palliative Medicine • Pediatrics • Radiology-Diagnostic • Not Listed

¹ Reference on page 12.

Table 31. Top Five Physicians with the highest number of certifications containing at least one order for smoking and including “Qualifying Condition (m) Chronic nonmalignant pain”.

	2020 Report 6+ months March 18, 2019 through September 30, 2019	2021 Report 12 months October 1, 2019 through September 30, 2020
Range in Total Number of Certifications	963 to 4,140	3,703 to 11,192
Range in Percentage of Physician’s Certifications including (m) Chronic Pain	56% to 99.7%	48% to 99.4%
Physician Specialty Area¹	<ul style="list-style-type: none"> • Family Medicine • Pediatrics • Plastic Surgery • Not Listed 	<ul style="list-style-type: none"> • Family Medicine • Pediatrics • Not Listed

¹ Reference page 12.

VII. Summary of the 2021 Annual Report

Physician certifications for qualified patients have continued to increase each year; e.g. from 16,373 certifications in the month of January 2019 to 67,948 certifications in the month of September 2020.

New patient enrollment increased in May, June, July, August, and September of 2020 with an average increase of 27% compared to the same months in 2019.

The average daily dose of medical marijuana ordered has increased for all routes of administration; smoking increased by 0.8%.

Low-THC Cannabis

- 67% ↑ Topical
- 35% ↑ Sublingual
- 24% ↑ Inhalation
- 20% ↑ Oral
- 5% ↑ Suppository

Medical Marijuana

- 35% ↑ Sublingual
- 33% ↑ Oral
- 17% ↑ Inhalation
- 15% ↑ Suppository
- 15% ↑ Topical

“Data Tables for Physician Certifications” contains detailed certification data for individual qualified physicians, and in the aggregate, by county and statewide, and is provided as a separate document.

Panel Recommendations

1. To address patient access questions, amend section 381.986(3), F.S., to require qualified physicians to update their Practitioner Profile and include every secondary practice location where the qualified physician issues certifications for a qualified patient to receive medical marijuana.
2. For the 2022 Annual Report, expand organizational formatting to include:
 - a. Distribution details for physicians by categories such as number of certifications, average daily dose, and specialty areas.
 - b. Details on medical conditions the physician identified as being of the same kind or class as or comparable to Post Traumatic Stress Disorder (PTSD).

VIII. Terms and Definitions

Average (AVG) daily dose is the average of all *maximum* daily doses ordered within a physician certification by route of administration and type (low-THC cannabis or medical marijuana).

Average ounces are the average of all “total ounces per 35-day order period of marijuana in a form for smoking” by certification, physician, county, or state.

Cannabidiol (CBD) for low-THC cannabis ordered by route(s) in the Medical Marijuana Use Registry is measured in milligrams per day.

Chronic nonmalignant pain means pain that is caused by a qualifying medical condition or that originates from a qualifying medical condition and persists beyond the usual course of that qualifying medical condition.

County is based on the primary practice location (address) physicians provided in the Medical Quality Assurance Licensure Database.

Dose is the milligrams (mg) per day for each route of administration a physician recommends in the Medical Marijuana Use Registry as part of a certification for marijuana. The “total mg/day” is the sum of all doses for a given form and type of marijuana ordered. All dose data entered was used.

Form is a term referenced in section 381.986, F.S., to describe the routes of administration.

Low-THC cannabis means a plant of the genus *Cannabis*, the dried flowers of which contain 0.8 percent or less of tetrahydrocannabinol and more than 10 percent of cannabidiol weight for weight; the seeds thereof; the resin extracted from any part of such plant; or any compound, manufacture, salt, derivative, mixture, or preparation of such plant or its seeds or resin that is dispensed from a medical marijuana treatment center.

Marijuana means all parts of any plant of the genus *Cannabis*, whether growing or not; the seeds thereof; the resin extracted from any part of the plant; and every compound, manufacture, salt, derivative, mixture, or preparation of the plant or its seeds or resin, including low-THC cannabis, which are dispensed from a medical marijuana treatment center for medical use by a qualified patient.

Medical marijuana treatment centers (MMTCs) are licensed by the state to grow, process, and dispense marijuana to qualified patients who have certifications and identification cards issued by the Office of Medical Marijuana Use.

Medical Marijuana Use Registry (MMUR) is a secure, electronic, online medical marijuana use registry for physicians, patients, and caregivers that is accessible to law enforcement agencies, qualified physicians, and medical marijuana treatment centers.

Medical use means the acquisition, possession, use, delivery, transfer, or administration of marijuana authorized by a physician certification. The term does not include:

1. Possession, use, or administration of marijuana that was not purchased or acquired from a medical marijuana treatment center.
2. Possession, use, or administration of marijuana in the form of commercially produced food items other than edibles or of marijuana seeds.
3. Use or administration of any form or amount of marijuana in a manner that is inconsistent with the qualified physician’s directions or physician certification.

4. Transfer of marijuana to a person other than the qualified patient for whom it was authorized or the qualified patient's caregiver on behalf of the qualified patient.
5. Use or administration of marijuana in the following locations:
 - a. On any form of public transportation, except for low-THC cannabis not in a form for smoking.
 - b. In any public place, except for low-THC cannabis not in a form for smoking.
 - c. In a qualified patient's place of employment, except when permitted by his or her employer.
 - d. In a state correctional institution, as defined in section 944.02, F.S., or a correctional institution, as defined in section 944.241, F.S.
 - e. On the grounds of a preschool, primary school, or secondary school, except as provided in section 1006.062, F.S.
 - f. In a school bus, a vehicle, an aircraft, or a motorboat, except for low-THC cannabis not in a form for smoking.
6. The smoking of marijuana in an enclosed indoor workplace is defined in section 386.203(5), F.S.

Medical Quality Assurance (MQA) Licensure Database contains information on health care practitioners in the state of Florida licensed under chapter 458, F.S., and chapter 459, F.S. The information includes an indicator for physicians who have qualified to order low-THC cannabis and medical marijuana for qualified patients.

Office of Medical Marijuana Use (OMMU) is charged with writing and implementing the Florida Department of Health rules for the use of marijuana, overseeing the statewide Medical Marijuana Use Registry, and licensing Florida businesses to cultivate, process, and dispense marijuana to qualified patients. More information about the Medical Marijuana Use Registry is available online at the Office of Medical Marijuana Use website: <https://knowthefactsmmj.com/>

Orders refer to consecutive order periods, up to three, each with a maximum number of 70 days. Within the 70-day period, physicians can choose to order 10 options: low-THC cannabis and/or medical marijuana in up to five different routes of administration.

Physician certifications for medical marijuana in a form for smoking may have up to six order periods, each with a maximum number of 35 days.

Outliers are individual data observations (such a mg/dose or total supply amount in mg) that are an abnormal distance from all other data observations in the set. Observations that fell more than 1.5 interquartile ranges below the first quartile or above the third quartile were considered outliers and removed from calculations for average daily dose and supply totals.

Physician certification means a qualified physician's authorization for a qualified patient to receive marijuana and a marijuana delivery device from a medical marijuana treatment center.

Physician county data is pulled from the most recent data available relative to the end of the reporting period. "Not Practicing" physicians had an active status in the MQA Licensure database when county information was accessed; "Out of State" physicians had out-of-state addresses but were otherwise listed as active status.

Practitioner Profile information is drawn from the Division of Medical Quality Assurance's Licensure Database and contains physician information that is posted in the online License Verification search.

Qualified patient means a resident of this state who has been added to the Medical Marijuana Use Registry by a qualified physician to receive marijuana or a marijuana delivery device for medical use and who has a qualified patient identification card.

Qualified physician means a person who holds an unrestricted license as an allopathic physician under chapter 458, F.S., or as an osteopathic physician under chapter 459, F.S., and is in compliance with the physician education requirements of subsection (3) of 381.986, F.S.

Qualifying medical conditions are required for physician certification. A patient must be diagnosed with at least one of the following conditions to qualify to receive marijuana or a marijuana delivery device:

- | | |
|--|--|
| (a) Cancer | (i) Parkinson's disease |
| (b) Epilepsy | (j) Multiple sclerosis (MS) |
| (c) Glaucoma | (k) Medical conditions of the same kind or class as or comparable to those enumerated in paragraphs (a)-(j) |
| (d) Positive status for human immunodeficiency virus (HIV) | (l) A terminal condition diagnosed by a physician other than the qualified physician issuing the physician certification |
| (e) Acquired immune deficiency syndrome (AIDS) | (m) Chronic nonmalignant pain |
| (f) Post-traumatic stress disorder (PTSD) | |
| (g) Amyotrophic lateral sclerosis (ALS) | |
| (h) Crohn's disease | |

Routes of administration is defined in emergency rule 64ER20-31. F.A.R., as the appropriate method for the usable product to be taken into the body of the qualified patient, as certified by a qualified physician.

Smoking means burning or igniting a substance and inhaling the smoke. As permitted by section 381.986(4)(c), F.S., qualified physicians may determine that smoking is an appropriate route of administration for a qualified patient.

Supply is the total amount in mgs for all orders within a certification (daily dose multiplied by the number of days ordered) for all routes of administration other than smoking. For smoking, supply is the total amount in ounces for all orders within a certification.

Terminal condition means a progressive disease or medical or surgical condition that causes significant functional impairment, is not considered by a treating physician to be reversible without the administration of life-sustaining procedures and will result in death within one year after diagnosis if the condition runs its normal course.

Tetrahydrocannabinol (THC) for medical marijuana ordered by route(s) in the MMUR is measured in milligrams per day.

Type is low-THC cannabis or medical marijuana.



Contact Us

Your feedback is important to us.
If you have questions or suggestions
about this report, please let us know.



Mailing Address

Department of Health
Medical Quality Assurance
Bureau of Health Care Practitioner Regulation

4052 Bald Cypress Way, Bin C-11
Tallahassee, Florida 32399



Phone

850-617-1903



Email

MQA.HCPR-DataTeam@flhealth.gov



Website

www.FLHealthSource.gov

